

## Model 8773 and 8774 Airpot Coffee Brewers


The #8773 and #8774 brewers by Bloomfield brew 2.2 liters (74 oz.) of hot, fresh coffee directly into an insulated airpot dispenser. The airpot is unique in that it preserves fresh coffee taste for up to 10 hours by virtually eliminating the natural evaporation and break-down of coffee.

### FEATURES:

- ALL STAINLESS STEEL CONSTRUCTION.  
Easy to maintain, easy to clean.
  - "READY-TO-BREW" LIGHT.  
Indicates proper water temperature to assure optimum coffee flavor.
  - PATENTED WATER DELIVERY SYSTEM WITH EXCLUSIVE WATER SPREADER DISC.  
Assures correct amount of water for every brew. No pressure points, no lime build-up. Spreads water gently over coffee grounds, creating a floating action and complete saturation of coffee for maximum coffee flavor.
  - EXCLUSIVE, EASY ACCESS TANK LID ASSEMBLY.  
Top is easily removed by loosening two screws for easy access to tank lid cover on which all controls are mounted.
  - TRIPLE-TESTED, STAINLESS STEEL ROBERTSHAW THERMOSTAT.  
Pre-set at factory . . . unit is ready for operation at installation. Stainless steel sensing bulb senses water temperature more accurately, cycles less frequently, lasts longer.
  - ONE PIECE DRAWN VERTICAL STAINLESS STEEL WATER TANK.  
For more efficient heating and longer product life.
  - ADJUSTABLE RUBBER FEET.  
Allows leveling of brewer in any situation.
  - TEFLON COLOR CODED WIRING.  
Eliminates guesswork on all electrical connections.
  - ENERGY SAVER SWITCH.  
Allows main tank heating element to be turned off overnight or during slow periods.
  - LOW WATT DENSITY HEATING ELEMENT.  
Reduces element surface temperature, chance of failure and extends element life.
  - U.L. AND N.S.F. LISTED.
- ADDITIONAL FEATURES ON #8773**
- FRONT MOUNTED HOT WATER FAUCET.  
Independent system (featuring stainless steel coil immersed in water tank) allows operator to draw cups of hot water without affecting coffee taste or brewing cycle. Ideal for use with Allied Products such as tea and hot chocolate.
  - SOLID STATE 2-MINUTE TIMER.
  - SOLENOID WITH BUILT-IN FLO CONTROL.  
Assures consistent operation at 20-100 p.s.i.
  - Export model available in 240 volt.



**AUTOMATIC AIRPOT  
BREWER #8773**



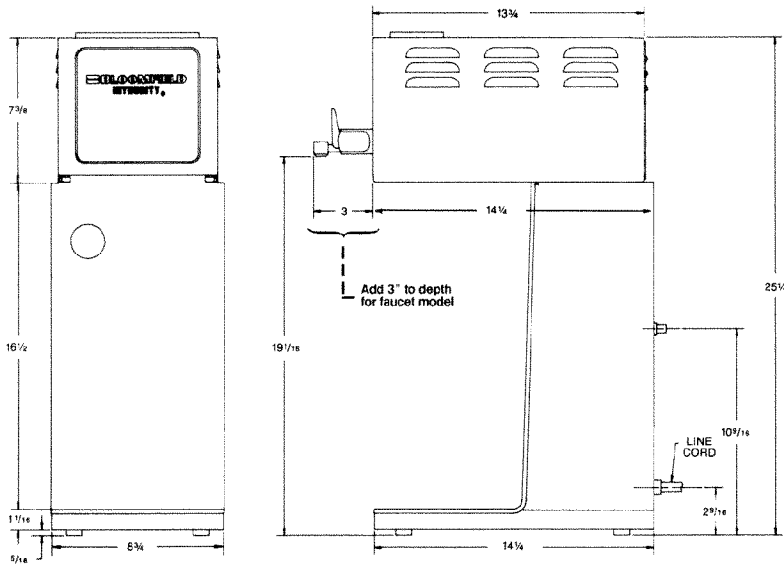
**POUR-OVER AIRPOT  
BREWER #8774**

### Bloomfield® Means Quality Built Into Every Brewer

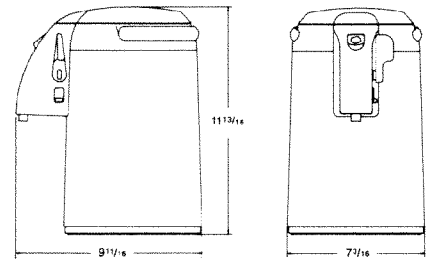
Bloomfield® has established a new tradition in brewing: trouble-free, dependable equipment. Using the same basic principle as decanter brewing, the Bloomfield® Airpot Coffee Brewers offer the added benefit of greater brewing and holding capacity in a minimum amount of space. You can brew 2.2 liters (74 oz.) of coffee in approximately 3 to 5 minutes. The unique design of this unit allows it to operate properly in adverse water conditions. Coffee is brewed into a specially designed airpot which is easily transportable to remote serving areas where coffee will remain heated for up to 10 hours at optimal temperature and taste.

# Specifications

## MODELS: 8773 and 8774



#8773/8774 Airpot Brewers



#8881 2.2 Liter Airpot

### MODEL #8773 AUTOMATIC AIRPOT BREWER WITH FAUCET

#### DIMENSIONS:

17 1/4" deep (including faucet), 8 3/4" wide, 25 1/4" high including legs. All brewers shipped complete with line strainer, 25 filters and brewing funnel. Shipping weight: 25 lbs. Cube measurement: 4.23.

#### ELECTRICAL SPECIFICATIONS:

120 volts, A.C., 60/hz. 1,500 watt tank element. Total wattage: 1,500 watts, 15 amps. Complete with cord and plug.


### MODEL #8774 POUR-OVER AIRPOT BREWER

#### DIMENSIONS:


14 1/2" deep, 8 3/4" wide, 25 1/4" high including legs. All brewers shipped complete with 25 filters and brewing funnel. Shipping weight: 23 lbs.; Cube measurement: 4.23.

#### ELECTRICAL SPECIFICATIONS:


120 volts, A.C. 60/hz. 1,500 watt tank element. Total wattage: 1,500 watts, 15 amps. Complete with cord and plug.



#8773 Automatic Airpot Brewer with faucet (brewer only). Compatible with most standard 2.2 liter airpots.



#8881 Portable Insulated 2.2 Liter Airpot.



#8774 Pour-Over Airpot Brewer (brewer only). Compatible with most standard 2.2 liter airpots.

#### BREWER ACCESSORIES (Sold Separately):

##### FEATURES: (Model #8881 Airpot)

- 2.2 LITER (74 oz.) CAPACITY. Maximum capacity with minimum height and overall size.
- GLASS VACUUM INSULATION. Maintains optimal serving temperatures for up to 10 hours and eliminates natural evaporation and breakdown of coffee.
- AIR PUMP SYSTEM. Easy to operate lever lets you dispense coffee directly into cup with a light press of the finger.
- NO-SPILL LOCKING SYSTEM. Keeps serving areas clean and orderly.
- MIRROR SATIN FINISH WITH BLACK TRIM. Attractive in any setting.
- PORTABLE. Allows you to set up serving areas virtually anywhere your needs require.

##### DIMENSIONS:

9 1/16" deep including spout, 7 7/16" diameter, 11 13/16" high. Shipping weight: 4.5 lbs.; Cube measurement: .47.

# BLOOMFIELD®